



























# Innova 5610 vs 5160RS: Which One Is Better? - OBD Advisor

|                          | Innova 5610Check Price  | Innova 5610RSCheck Price  |
|--------------------------|---|---|
| DIAGNOSTICS              |   |   |
| Full OBD2 Modes          |    |    |
| Full diagnosis           |    |    |
| Suggested fixes          |    |    |
| Live data                | Basic & OEM   | Basic & OEM   |
| Active tests             |    |    |
| OTHER FUNCTIONS          |   |   |
| Service functions        | 6   | 6   |
| Oil reset                |    |    |
| Battery initialization   |  |  |
| SAS reset                |  |  |
| EPB reset                |  |  |
| DPF regen                |  |  |
| ABS bleeding             |  |  |
| Key programming          | -   | -   |
| VEHICLE COVERAGE         |   |   |
| OBD1 car/light truck (*) |  |  |
| OBD2 car/light truck     |  |  |
| DESIGN & HARDWARE        |   |   |
| Color                    | Black & grey  | Black & blue  |
| Screen size              | 3.5"  | 3.5"  |
| Cable length             | 6 ft  | 6 ft  |

|                     | Innova 5610Check Price  | Innova 5610RSCheck Price  |
|---------------------|---|---|
| Lighted connector   |  |  |
| Battery included    | -   | -   |
| AFTER-SALES SERVICE |   |   |
| Free update         | Lifetime  | Lifetime  |
| Warranty            | 2 years (**)  | 1 year  |
| Customer service    | 9/10  | 9/10  |
|                     | Check price   | Check price   |

Edit